

**HUMANE SOCIETY OF BROWARD COUNTY
“NO BONES ABOUT IT” PET CARE PATCH PROGRAM**

Leader’s Guide

Brownie Level Requirements



Girl Scouts of Southeast Florida
4701 NW 33 Avenue
Oakland Park, FL 33309
(954) 739-7660

Humane Society of Broward County
2070 Griffin Road
Fort Lauderdale, FL 33312
(954) 989-3977



HUMANE SOCIETY OF BROWARD COUNTY

'No Bones About It' Pet Care Patch Program Description

The 'No Bones About It' Pet Care Patch Program consists of four levels: Daisy, Brownie, Junior, and Cadette/Senior. At each level, the girls do a variety of age-appropriate activities to teach them about being responsible pet people. All activities are done during troop meetings or at home. The last activity the troop will do is visit the Humane Society for a tour. To schedule a tour, the troop leader should call 954-266-6848. Tours are offered Monday through Friday. Please call at least one month in advance. Patches will be issued only after all activities and the tour are completed. The cost of the patches per girl is \$4. Cash or checks (made payable to the Humane Society of Broward County) are accepted.



In order for the girls to earn the No Bones About It Patch, the following must occur:

- 3 The girls must complete all required activities before coming for the tour.
- 3 The girls must come to the tour prepared to talk and answer questions about the activities they did.
- 3 The troop leader should completely fill out the Patch Program Evaluation Form (the second to the last page of this guide) and turn it in at the beginning of the tour.

LEADERS: Please review the following with your troop before introducing the activities:

What is the Humane Society of Broward County?

The Humane Society is an animal shelter that cares for dogs, cats and rabbits that don't have homes. Most of the animals are brought to the Humane Society by their owners. Who can think of a reason why someone might have to give up their pet? Sadly, hundreds of pets are left at the Humane Society of Broward County by their owners each week. The Humane Society takes good care of all the dogs, cats and rabbits in their care and works very hard to find them new families to adopt them and give them a loving, life-long home.



HUMANE SOCIETY OF BROWARD COUNTY

‘No Bones About It’ Pet Care Patch

Brownie Girl Scout Level

Brownie Girl Scouts must complete five of the seven activities listed below, as well as visit the Humane Society for a tour. Tours are offered Monday through Friday. Please call 954-266-6848 to schedule a tour (please call at least one month in advance).

1. What kind of food is best for a dog or a cat? Dog or cat food! It is generally not a good idea for dogs and cats to eat people food. Why? Contact a veterinarian and ask him or her. Some of the things that people eat could be poisonous to dogs and cats. On page 4, list six things that you should never feed to a dog. Hint: Do an online search for “foods that are toxic to pets”.

2. Make a “Doggie Bag” by following the instructions on pages 5 and 6. You will fill your Doggie Bag with pictures of the items that pets need to be healthy and happy. When your Doggie Bag is complete, share it with your friends and family. Have them pick an item from the bag and try to guess what thing pets need from the picture represented.

3. How can you stay safe around dogs in your neighborhood? Take a look at the ‘Pet Safety In Your Neighborhood’ coloring sheet (page 7). (Make a copy for each troop member.) Here there are examples of smart ways to be around dogs you don’t know, and there are examples of not-so-smart ways to interact with strange dogs. Talk about the picture with your troop. Draw an “S” in the boxes near all of the people you see that are being safe and smart. Talk about what they are doing to make you think they are being safe. Draw a “U” in the boxes near the people you see that should not be doing what they are doing. As a group, talk about how the unsafe people could become safer.

4. Learn how to behave around pets the RIGHT WAY! Find out when to play with them and when to leave them alone. Be an actress and act out the scenarios (pages 9-11) with your troop mates.

5. We are lucky to have dogs and cats in our lives because they are amazing animals! As a troop, read the AMAZING dog and cats facts on pages 12 and 13 to learn more about them.

6. Have a toy drive for the animals at the Humane Society! Why do you think the Humane Society gives toys to the dogs, cats and rabbits in their care? Toys help to keep the animals from getting bored while they wait for a new home. Toys brighten their day! But, the toys at the Humane Society wear out quickly and need to be replaced constantly. Why not encourage your friends and family to donate a new toy or two? The toys that work best are: Large rubber toys for dogs, ping pong balls for cats, and small plastic cat toys with a bell inside for rabbits. You could bring the donations when you come for your tour. Imagine how happy the animals will be!

7. You may be surprised to realize just how much we have in common with our pets! We need many of the same things. Complete the activity sheet on page 14 and talk about it with your troop.



Six foods I promise to never feed to my dog...

1. _____
2. _____
3. _____
4. _____
5. _____
6. _____



Did you know...one of the most common ways that pets are poisoned is when people give them medicine meant for humans? Medicines such as acetaminophen (like Tylenol), ibuprofen (like Advil), and NSAIDs (like aspirin and Aleve) are safe for people, but could make a dog or cat VERY sick!

Go to: <http://www.asPCA.org/pet-care/poison-control/>
and find the phone number for the ASPCA's Animal Poison Control Center.
Write the phone number here:

_____ - _____ - _____

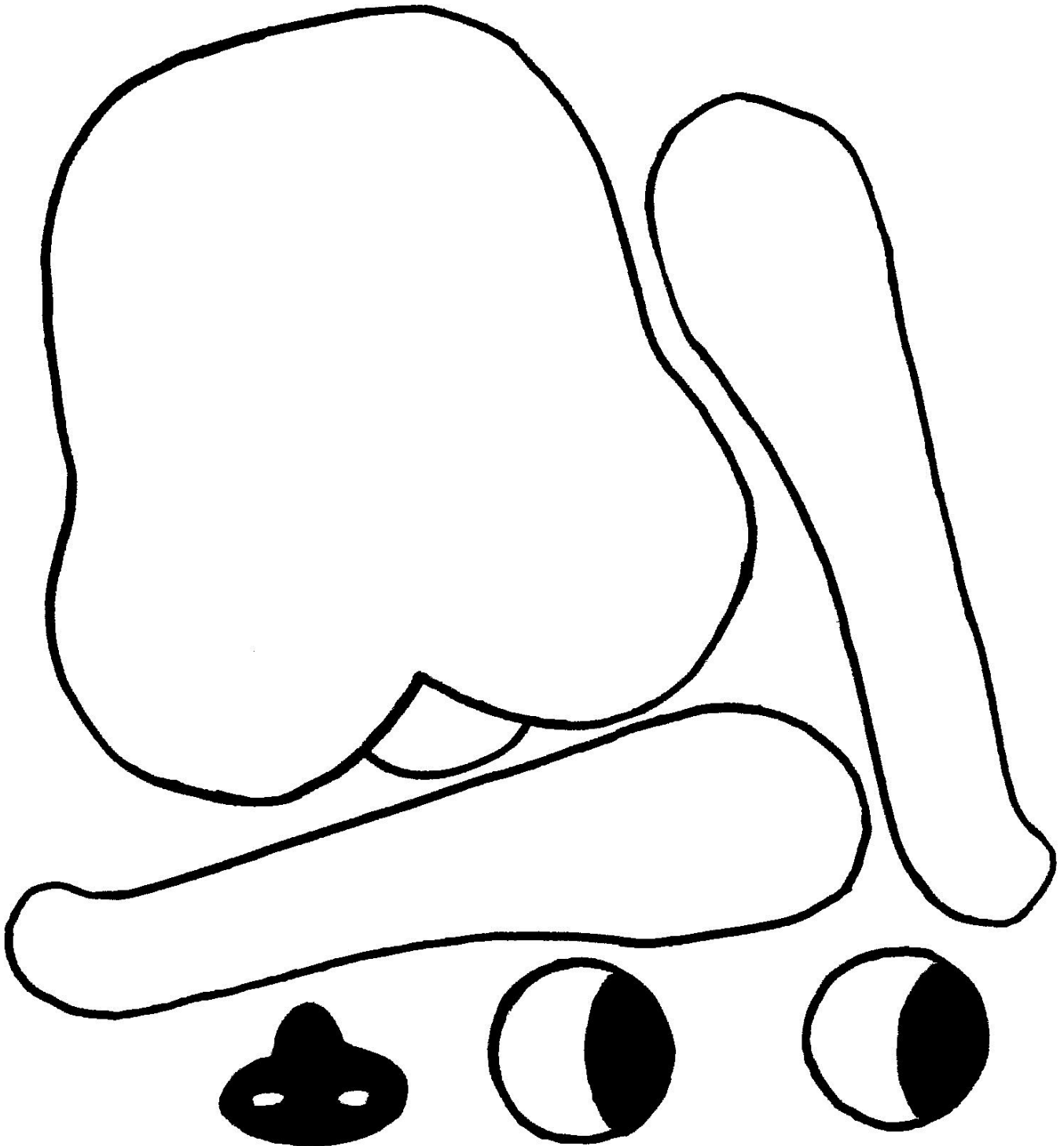
Doggie Bag

Materials needed:

- Brown paper lunch bag
- Construction paper
- Glue
- Scissors
- Markers or crayons







Instructions:

1. Cut out parts of pattern below
2. Trace pattern pieces onto construction paper and cut them out.
3. Glue pieces onto bag.
4. Use markers, crayon, or any craft items you wish to decorate your bag.

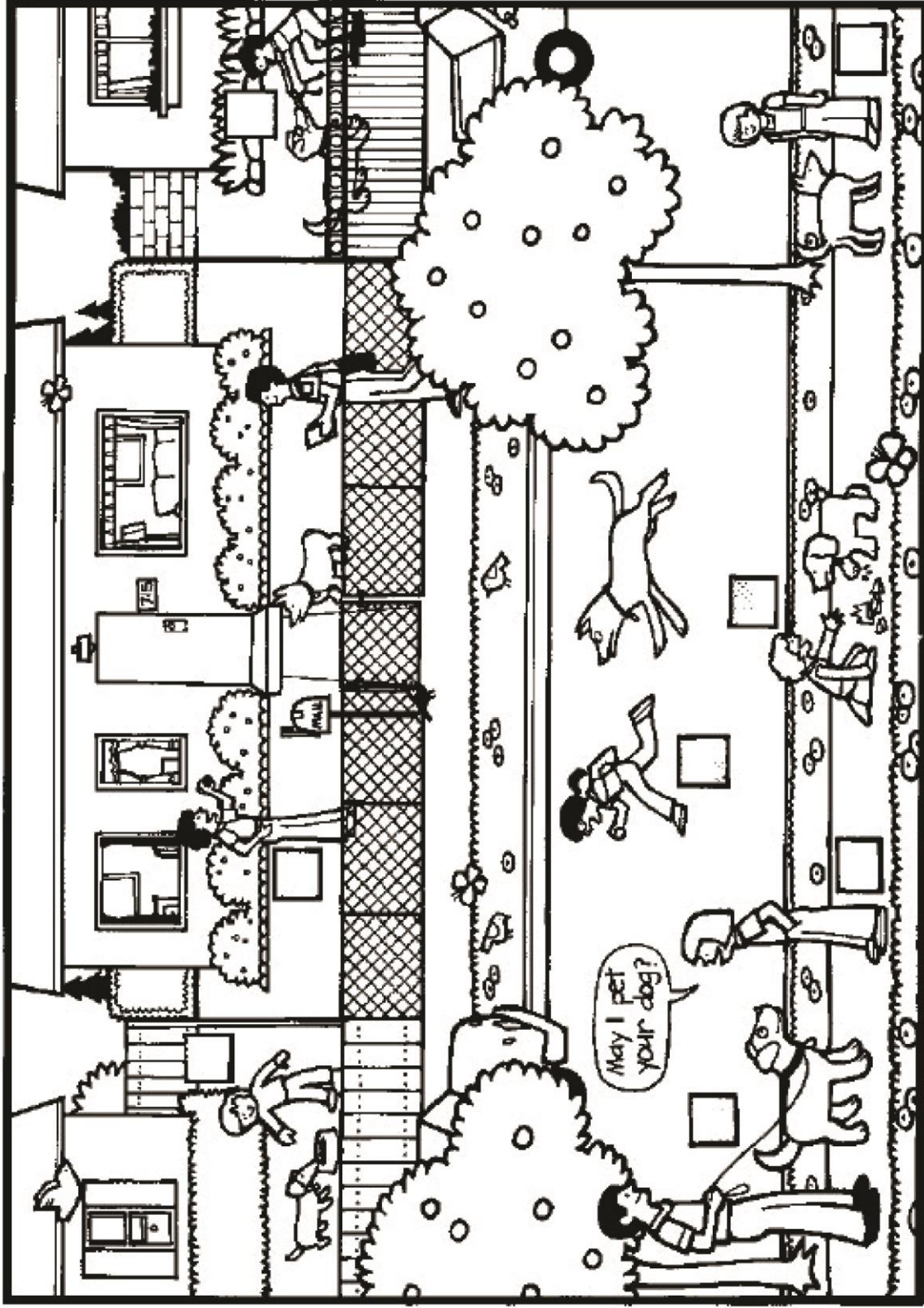


Doggie Bag

Color and cut out each item below, and place them into your completed Doggie Bag.



Dog Bites Dos and Don'ts



Dog bites can be avoided when people behave safely around dogs and pet owners act responsibly. Look at this picture. Write an 'S' in the box next to each example of someone behaving safely and responsibly with a dog. Write a 'U' in the box next to each example that shows unsafe behavior around a dog.

Dog Bites Dos and Don'ts Answer Key

Did you recognize which examples in the picture showed someone behaving safely and responsibly with a dog? Were you able to spot examples on unsafe behavior? Check your answers here.

Safe, Responsible Behavior (S)

- ☺ Always walk your dog on a leash. And, keep your cats indoors where they are safe from traffic and other animals.
- ☺ Before petting someone else's dog (or cat), ask the owner for permission. After getting permission to pet the dog, always let the dog sniff the back of your hand before petting him.
- ☺ When a dog approaches you, stand still and quiet. Keep your hands at your sides.
- ☺ When you are not walking your dog, keep him or her indoors with you, or in a fenced yard when he is getting some fresh air. Spend time playing with and caring for your pets each day.

Unsafe Behavior (U)

- ☹ Don't approach a dog (or a cat) while he or she is eating, sleeping, or guarding something. Pets naturally guard their food, their babies, and their toys. Dogs also protect their owners, as well as the property that belongs to their owners, such as the owner's home, yard or car.
- ☹ Don't try to pull a toy, a stick, or any item from a dog's mouth.
- ☹ Don't run away from a dog that is chasing you. (A dog's natural instinct is to chase and catch someone who is running away. If you stand still, the dog will most likely stop, sniff you, and leave you alone when he or she realizes you are not a threat.) also, don't chase or tease dogs or cats, and avoid petting or trying to pick up strange pets.
- ☹ Don't approach a dog (or any other animal) that is injured. Instead, tell an adult about the animal.



How Should We Behave Around Animals?

Members of the troop should take turns acting out the scenarios below.

Activity #1: A Cat Runs and Hides

Scenario #1

Cat: Is walking around the house.

Child #1: Sees cat and chases after her.

Cat: Hisses, runs into the corner and hides.

Child #1: Continues to approach cat.

Cat: Pretends to scratch child.

Ask the audience: Was this the right or the wrong thing for the child to do? How do you think the cat felt? Explain that an animal may bite when they are scared, when they feel cornered. The best thing we can do is to respect how they feel and leave them alone if that's what they want.

Scenario #2

Cat: Is walking around the house.

Child #2: Approaches the cat slowly, holding her hand out.

Cat: Sniffs hand, then rubs up against the child. The cat walks away.

Child #2: The child says, "looks like she's had enough" and walks away.

Ask the audience: Was this the right or the wrong thing for the child to do? How do you think the cat felt? The child did the right thing. Just like us, sometimes animals like to be left alone. Maybe the cat just wanted to be by herself. It shows kindness and compassion to respect an animal's feelings.

Activity #2: A Dog Is Eating His Food

Scenario #1

Dog: The dog is eating her food.

Child #1: Walks over to the eating dog and playfully pretends to take the food away.

Dog: The dog growls angrily at the child.

Ask the audience: Was this the right or the wrong thing for the child to do? Why do you think the dog reacted that way? Explain that dogs like to protect things. What does protect mean? It means to keep something safe. What else might a dog protect? Her puppies, toys, owner, home, yard, a bone, etc. Does this make dogs mean? No! It is normal dog behavior. We have to respect that.

Scenario #2

Dog: The dog is eating her food.

Child #1: The child notices the dog, but keeps on walking.

Dog: The dog looks at the child but continues to eat.

Ask the audience: Was this the right or the wrong thing for the child to do? The best thing to do if you see a dog protecting something is to leave him alone. A dog, even your own dog, might bite if she thinks you are trying to take something valuable away from her. The smart thing to do is to keep on walking!

Activity #3: A Cat Is Sleeping

Scenario #1

Cat: The cat is sleeping soundly, curled up in a ball on the floor.

Child #1: Walks over to the cat and puts her hand on the cat's side shaking the cat, waking her up suddenly.

Cat: The cat jumps up, hisses, and arches her back. She lets out a loud g-r-r-r-r-r-r-owl.

Ask the audience: Was this the right or the wrong thing for the child to do? Just like us, dogs and cats sleep and dream. If an animal is peacefully asleep and then is suddenly woken up, the animal might be confused and scared, and they might not recognize you right away. There is a chance that they might bite.

Scenario #2

Cat: The cat is sleeping soundly, curled up in a ball on the couch.

Child #2: The child, in another room, decides to play with the cat. She walks in the room and sees the cat sleeping on the couch. The child say to herself, "I would really like to play with Kitty right now, but I see that she is sleeping. I will come back later".

Ask the audience: Was this the right or the wrong thing for the child to do? Learning about the natural behaviors of our dog and cat friends will allow us to stay safe around them and to appreciate them more. They will appreciate us more too!

Your AMAZING dog!!!

Dogs are about as smart as a two- or three-year-old child. They can understand about 150-200 different words.

It is believed that dogs see in color, probably in shades of reds and greens or blues and yellows. They can see better when the light is low.

A dog can hear sounds four times farther away than a human can. Eighteen muscles or more can move a dog's ear.

Dogs can smell about 1,000 times better than humans. Dogs have wet noses to help them smell better.

Dogs have three eyelids. The third lid, called a "haw," keeps the eye moist and protected.

The average dog can run about 19 mph. Greyhounds are the fastest dogs and can run at speeds of 45 miles per hour.

Dogs pant to cool off. They don't sweat like humans do.

No other animal has been as loyal and trusting of a companion to humans as the dog. That's why dogs are called 'Man's Best Friend'.

Dogs wag their tails when they are happy, but they can also wag their tails when they are nervous or angry.



As a troop, take turns reading each of the amazing dog facts. If you have a dog, tell your troop members one thing about your dog that makes him special and unique. If you don't have a dog, tell your troop members what you like or admire about dogs.

Your AMAZING cat!!!

Cats average 16 hours of sleep a day, more than any other mammal.

A cat can jump as much as seven times its height.

A cat in a hurry can run about thirty-one miles per hour.

People who are allergic to cats are actually allergic to the cat's saliva.

Cats love to hear the sound of their own name and your voice, so talk to them often!

In addition to using their noses, cats can smell with the Jacobson's organ, located in the upper surface of the mouth. This is why your cat might open his mouth when smelling something.

Cats can see up to 120 feet away.

Calico cats are almost always female.



A cat uses his whiskers as "feelers" to determine if a space is too small to squeeze through.



A cat's tail plays a vital part in the cat's balance and in the "righting reflex" that allows him to land on his feet after falling.


Black cats are NOT bad luck. In fact, many cultures consider black cats to be GOOD luck.

As a troop, take turns reading each of the amazing cat facts. If you have a cat, tell your troop members one thing about your cat that makes him special and unique. If you don't have a cat, tell your troop members what you like or admire about cats.


Things We Need In Common With Our Pets!

You may be surprised to realize just how much we have in common with our pets. We need many of the same things! Below is a list of NEEDS. Place an "X" in the box under ME if the need is something you need. Place an "X" in the box under MY PETS if the need is something pets need. How many of these needs do we share with our pets?

DIFFERENT NEEDS	 ME	 MY PETS
Exercise for a healthy body.		
A clean, safe place to live.		
To go to the doctor for check-ups and shots.		
Fresh, clean water each day.		
To learn things, like how to behave.		
Healthy food each day.		
People to be our friends and spend time with us so we don't get lonely.		
Comb our hair, take a bath, brush our teeth.		
For others to be patient and understanding with us.		
A loving family.		



Can YOU help make sure your pets get all of the things they need?





**Humane Society
of Broward County**

Wish List



The Humane Society of Broward County is a non-profit organization that relies on donations to care for the thousands of animals we receive each year.

♥ **Monetary Donations.**

♥ **Bath Towels & Wash Cloths.**

♥ **Dog & Cat Treats.**

♥ **Toys** - BIG rubber chew toys for dogs, ping pong balls for cats, and plastic cat toys with bells inside for bunnies.

♥ **Office Supplies** – copy paper, staples, scissors, craft supplies, etc.

♥ **Cleaning Supplies** - paper towels, dishwasher soap, laundry detergent, powdered bleach, disinfecting wipes.

♥ **Clinic Supplies** - rubbing alcohol, KMR - kitten milk replacer, Esbilac - puppy milk replacer, canned puppy & kitten food, hand sanitizer.

Nestle Purina generously donates food for the pets in our care, therefore,
we have all the dry food we need.

🐾 **Thank you for your support!** 🐾




Humane Society of Broward County
2070 Griffin Road, Fort Lauderdale, FL 33312
954.989.3977 ♦ humanebroward.com



**Humane Society
of Broward County**

Wish List



The Humane Society of Broward County is a non-profit organization that relies on donations to care for the thousands of animals we receive each year.

♥ **Monetary Donations.**

♥ **Bath Towels & Wash Cloths.**

♥ **Dog & Cat Treats.**

♥ **Toys** - BIG rubber chew toys for dogs, ping pong balls for cats, and plastic cat toys with bells inside for bunnies.

♥ **Office Supplies** – copy paper, staples, scissors, craft supplies, etc.

♥ **Cleaning Supplies** - paper towels, dishwasher soap, laundry detergent, powdered bleach, disinfecting wipes.

♥ **Clinic Supplies** - rubbing alcohol, KMR - kitten milk replacer, Esbilac - puppy milk replacer, canned puppy & kitten food, hand sanitizer.

Nestle Purina generously donates food for the pets in our care, therefore,
we have all the dry food we need.

🐾 **Thank you for your support!** 🐾



Humane Society of Broward County
2070 Griffin Road, Fort Lauderdale, FL 33312
954.989.3977 ♦ humanebroward.com



HUMANE SOCIETY OF BROWARD COUNTY

'No Bones About It' Pet Care Patch Program Evaluation Form

Brownie Level

Troop Number: _____ Troop Leader's Name: _____

Girl Scout's Name (if done as an individual): _____

1. Which 5 activities did you / your troop complete?

1.

4.

2.

5.

3.

2. What was your favorite activity and why? _____

3. Name at least one thing you learned from the Patch Program that you didn't know before:

This form must be completed and turned in at the beginning of the tour in order for the troop to receive their patches. Thanks!

Order Your 'NO BONES ABOUT IT' Patches Today!
(for out-of-town troops)



Troop Level and Number: _____

Troop Leader's Name: _____ Phone: _____

Number of Girls in Troop: _____
(Include \$4.00 per girl)

Please add \$3 to the total for shipping!

Mail patches to:

Name: _____

Address: _____ City, State & Zip: _____

Please make your check payable to:

Humane Society of Broward County
c/o Education Department
2070 Griffin Road
Fort Lauderdale, FL 33312

Your evaluation form must be included with your order