

Humane Society of Broward County & Girl Scouts of Southeast Florida

**HUMANE SOCIETY OF BROWARD COUNTY  
“NO BONES ABOUT IT” PET CARE PATCH PROGRAM**

# **Leader's Guide**

## **Junior Level Requirements**



Girl Scouts of Southeast Florida  
6944 Lake Worth Road  
Lake Worth, FL 33467  
(561) 427-0177

Humane Society of Broward County  
2070 Griffin Road  
Fort Lauderdale, FL 33312  
(954) 989-3977

# HUMANE SOCIETY OF BROWARD COUNTY

## ***'No Bones About It' Pet Care Patch Program Description***

The 'No Bones About It' Pet Care Patch Program consists of four levels: Daisy, Brownie, Junior, and Cadette/Senior. At each level, the girls do a variety of age-appropriate activities to teach them about being responsible pet people. All activities are done during troop meetings or at home. The last activity the troop will do is visit the Humane Society for a tour. To schedule a tour, the troop leader should call 954-266-6848. Tours are offered Monday through Friday. Please call at least one month in advance. Patches will be issued only after all activities and the tour are completed. The cost of the patches per girl is \$4. Cash or checks (made payable to the Humane Society of Broward County) are accepted.



**In order for the girls to earn the No Bones About It Patch, the following must occur:**

- The girls must complete all required activities before coming for the tour.
- The girls must come to the tour prepared to talk and answer questions about the activities they did.
- The troop leader should completely fill out the Patch Program Evaluation Form (the second to the last page of this guide) and turn it in at the beginning of the tour.

**LEADERS: Please review the following with your troop before introducing the activities:**

What is the Humane Society of Broward County?

The Humane Society is an animal shelter that cares for dogs, cats and rabbits that don't have homes. Most of the animals are brought to the Humane Society by their owners. Who can think of a reason why someone might have to give up their pet? Sadly, hundreds of pets are left at the Humane Society of Broward County by their owners each week. The Humane Society takes good care of all the dogs, cats and rabbits in their care and works very hard to find them new families to adopt them and give them a loving, life-long home.



# HUMANE SOCIETY OF BROWARD COUNTY

## **‘No Bones About It’ Pet Care Patch**

### ***Junior Girl Scout Level***

Junior Girl Scouts must complete 6 of the 9 activities listed below, as well as visit the Humane Society for a tour. Tours are offered Monday through Friday. Please call 954-266-6848 to schedule a tour (please call at least one month in advance).

1. How do dogs and cats communicate or talk to us? They mostly use body language. That means you can tell how they are feeling by looking at the way their body is positioned. How do dogs and cats tell us when they are happy, sad, scared, angry, or sick? Complete the “Dog Talk” sheet on page 5 and see if you can guess what each dog is trying to say. What is it about the dog’s body language that makes you think that? Observe your dog or cat and explain their body language. Check your answers with the key on page 17.

2. Most of the pets at the Humane Society lost their home because their family could no longer care for them. How do you think a dog or a cat feels when they lose their family and everything they have ever known? Talk about it with your troop. Try to put yourself in the animal’s place. Go on the Humane Society’s website ([www.humanebroward.com](http://www.humanebroward.com)) and look at the photos of the adoptable pets. Choose one. As a troop, write a letter from that animal’s point of view (have the troop leader write it, if necessary) to someone who might want to give the pet a good home. Tell the person why they should adopt this particular animal. Bring your letter with you when you come for the tour.

3. Discover the importance of identification for your pet. Learn about the different types of identification: I.D. tags, tattoos and the microchip. Discuss the pros and cons of each type of identification. Find out which of the three is the most beneficial in reuniting a lost pet with his family. Using the blank tag on page 6, design a tag that includes all the information a person who finds a lost pet would need to contact the pet’s family. Check to see if each of your pets has identification. If they don’t, get one made at your local pet supply store or at HSBC today! What would you do if your pets got lost? Read the tips on page 7 and talk about them with your troop.

4. How much does it really cost to get a dog? The cost of a pet is only the beginning of the money you will spend caring for the pet. On page 8, determine how much it actually costs to get a dog. To find the prices, visit a local pet supply store, call a veterinarian, or search online.

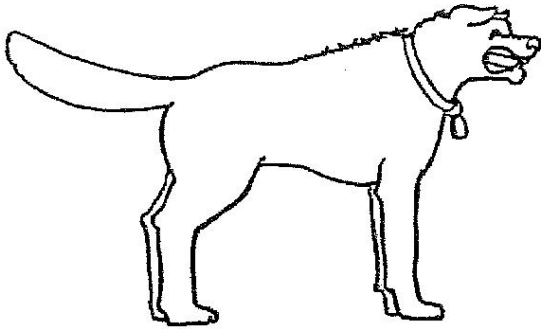
5. Learn about safe toys for your pets on page 9. Create a safe toy for your own pet or make one for a shelter pet! (Bring it to the shelter when you come for your tour.)

6. Have each troop member create a first aid kit for their pet. Check out the ideas on page 11. Compare the contents between a human first aid kit and a pet first aid kit.
7. Find out about how to keep your pet safe from heartworm disease on pages 12 and 13.
8. Is your pet a “good citizen”? See page 14 to learn about laws that pertain to pets. Why are these laws important? What if there were no such laws? Talk about them with your troop. Color the coloring sheet on page 15.
9. What is the difference between a domesticated animal and a wild animal? Are dogs and cats domesticated or wild? Read the information on page 16, and then design a poster to be hung at the Humane Society to educate people about why they should never abandon a pet.


# DOG TALK

## What Are These Dogs Saying?


1. \_\_\_\_\_




2. \_\_\_\_\_




3. \_\_\_\_\_



4. \_\_\_\_\_




5. \_\_\_\_\_




6. Dog #1 \_\_\_\_\_

Dog #2 \_\_\_\_\_



## Design an I.D. tag for a pet



Fill in the above I.D. tag with all the information a person who finds a lost pet would need to contact the pet's family. Compare your tag with those of your troop members.

# My pet is lost! What should I do?



- \* Go look for your pet right away!
- \* Look all over your neighborhood, in bushes, up in trees and on top of roofs (if your pet is a cat or a bird). Call your pet's name and shake his treat bag or squeak his toy. Ask your neighbors if they have seen or heard an unfamiliar pet. Often, pets will come out at night when they feel safer.
- \* Make a flyer that includes: a clear photo of your pet, the date he was lost, the nearest major intersection near where he was last seen, the color of his collar, his breed, age, and whether he is a boy or a girl. Also include information about a reward if you are offering one, and your phone number! Put the flyers all over your neighborhood, at local stores, schools, churches, and pet supply stores.

Go to the Humane Society of Broward County and to Broward County Animal Care and Adoptions to fill out a lost pet report. Be sure to bring photos of your pet! Look at all of the animals they have to see if your pet is one of them. Go look each day if possible.

- \* Post an ad on online lost pet registries/bulletin boards.
- \* Put an ad in the newspaper. Offer a REWARD!
- \* Don't give up! Pets can turn up at shelters weeks or months after they are lost.

## How Much Does It Really Cost To Get A Dog?


The cost of a pet is only the beginning of the money you will spend caring for the pet. Determine how much it actually costs to get a dog. To find the prices, visit a local pet supply store, call a veterinarian, or search online. Hint: The Humane Society of Broward County also offers many of these services! Learn more at [www.humanebroward.com](http://www.humanebroward.com).



Cost of the dog	\$ _____
Leash	\$ _____
Collar	\$ _____
I.D. tag	\$ _____
County license	\$ _____
Microchip I.D.	\$ _____
Training classes	\$ _____
Food and water bowls	\$ _____
Flea control	\$ _____
Brush	\$ _____
Heartworm disease preventative	\$ _____
Toys	\$ _____
Food	\$ _____
Deworming	\$ _____
Spay/neuter surgery	\$ _____
Vaccinations	\$ _____
Grooming	\$ _____
Check-up at the vet	\$ _____
Boarding	\$ _____
Bed	\$ _____
Crate for training	\$ _____
Total:	\$ _____

Pets can be expensive! It is important to carefully consider the true costs of getting a pet BEFORE you get one!

Did you know...when you adopt a dog or a cat from the Humane Society of Broward County, the low adoption fee includes the pet's up-to-date vaccinations, license, microchip I.D., and spay/neuter surgery! What a great deal!






# Safe Games And Toys For Your Pets!

It's important to take time to play with your pets each day - they get bored just like you do and tend to gain weight and become depressed if they don't get enough activity. Pets can also become rambunctious and destructive if they don't get enough exercise. Put aside a half-hour each day to play with and exercise your pet. Choose one of the suggested games or create your own safe toy for your pet to play with.

## Safety First!

- ♥ Never let your cat play with ribbon, yarn, string or tinsel! If they swallow it, it could cause major damage to their intestines. (For the same reason, make sure dog don't eat dental floss from bathroom garbage cans!)
- ♥ Don't let your dog play with small cat toys, small balls, or other small items that he could swallow and choke on.
- ♥ Many cats love to play with laser lights but be careful not to shine it in their eyes.
- ♥ Don't give your pet bones left over from dinner. He could chew them up and eat them and they could puncture his stomach.
- ♥ Don't let your cat play in plastic bags!



## Toy and Game Ideas to Try

Knot a tennis ball in an old sock and throw it for your dog!

Fill a small sock with catnip and cotton. Stitch the end up, and watch your kitty go crazy!

Stuff a Kong toy with peanut butter and it will keep your dog busy for hours.

Decorate a paper shopping bag (remove the handles if it has them) and cut a few holes in it – your cat will love to hide in it.


Blow bubbles for your dog or cat to chase.

Play hide-and-seek with your dog! Have your dog sit and stay, then you go hide some where in the house (make it an easy place first). Have a treat in your hand. Then, call your dog to come to you. When he finds you, praise him and give him the treat.


Some dogs and cats may enjoy having their own stuffed toy or animal to snuggle with, carry around, or wrestle with.

Check out the following page for ideas of toys for pets other than dogs or cats!


# MAKE A TOY FOR YOUR PET.





GIVE YOUR HAMSTER AN  
ALMOST-EMPTY ROLL OF  
TOILET PAPER TO SHRED.



RABBITS LOVE RATTLES! MAKE ONE BY  
TAPING PEBBLES INSIDE A SMALL JUICE CAN.



GUINEA PIGS LIKE TUNNELS.



DOGS LOVE TO CHASE AND  
TOSS A TENNIS BALL  
TIED IN AN OLD  
SOCK.

KIDS & CRITTERS

Humane Society of Broward County  
2070 Griffin Road, Fort Lauderdale, FL 33312 ♥ (954) 989-3977

## Make A First Aid Kit For Your Pet!

If your pet gets hurt, he will depend on you to get him the help he needs. This will probably mean taking him to a veterinarian. Sometimes pets only have very minor injuries (such as a minor scratch or a tick bite) which is where having a pet first aid kit would come in handy. Below is a list of things that make up a good pet first aid kit. The time to put your first aid kit together is TODAY, before your pet gets hurt!

- Medical Tape Roll
- 4 Gauze Pads (4" x 4")
- 4 Gauze Pad (2" x 2")
- 2 Gauze Roll (2" wide)
- Examination Gloves
- Instant Cold Pack
- Tweezers
- Antibiotic Ointment
- Alcohol Pads
- Antiseptic Towelettes
- Pet First Aid Guide – VERY IMPORTANT!
- Leg Splints/Tongue Depressors
- Cotton swabs
- Elastic Bandage 2" ("Ace Bandage")
- Sting Relief Pads
- Eye wash
- Hydrogen peroxide (to induce vomiting)
- Rectal Thermometer

Also include important phone numbers:

Your veterinarian: \_\_\_\_\_

24-hour emergency animal hospital: \_\_\_\_\_

ASPCA Poison Control Hotline: 888-426-4435



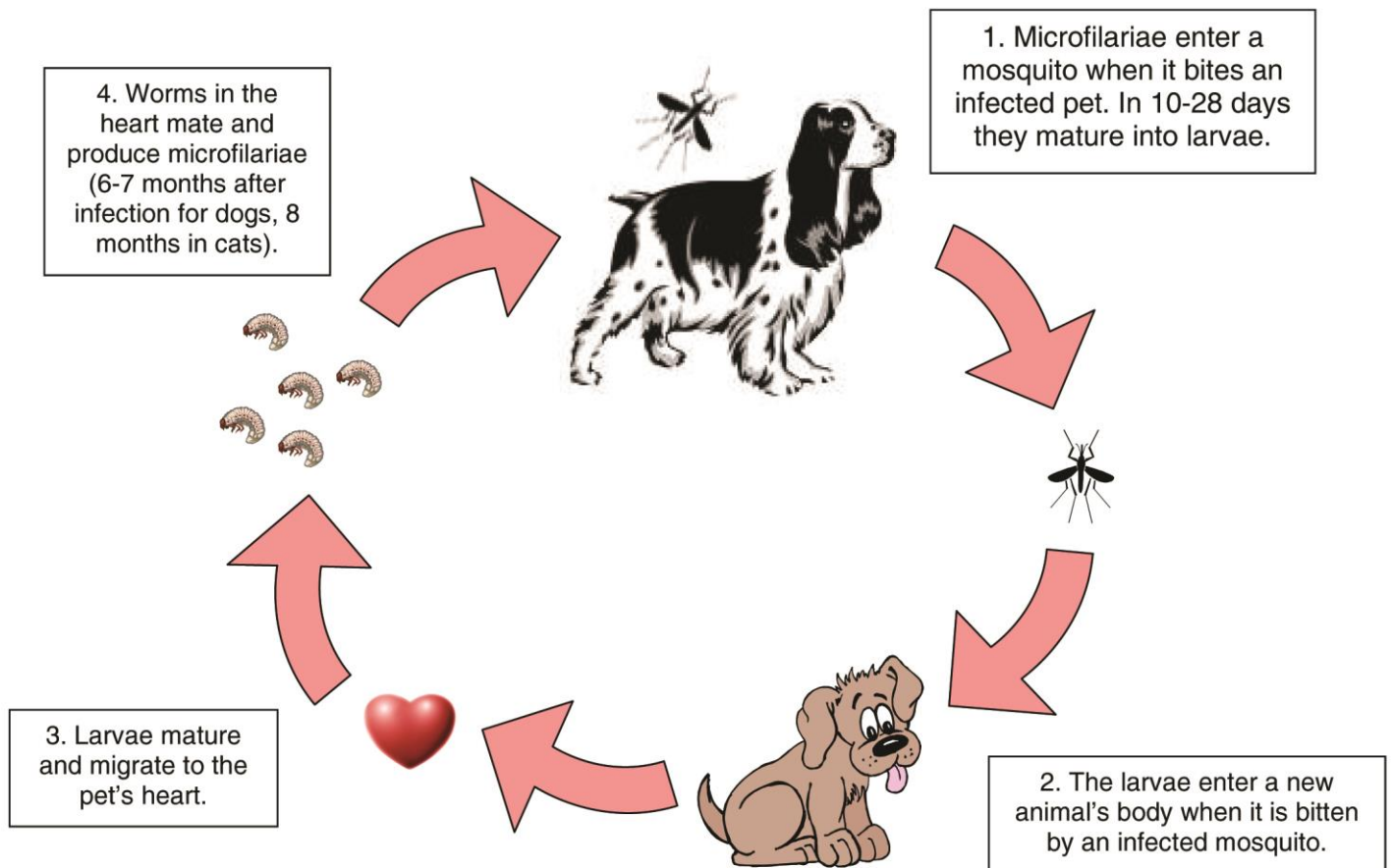
Note: Never try to handle an injured pet yourself. Animals that are in pain may bite out of fear, even if they know you. It is best to let an adult or medical professional tend to the hurt animal. If the animal's injuries are more than minor, have an adult take the animal to a veterinarian immediately!!!

# Beware of the Heartworm!

## What is heartworm disease?

Heartworm disease is a condition in which worms enter a pet's circulatory system via a mosquito bite and invade the animal's heart. Each year, thousands of dogs become infected with heartworm disease and many of them die from it. The treatment of the disease is very hard on the dog. Essentially, a veterinarian must poison the worms to kill them, but the dog is poisoned at the same time. The treatment is time-consuming and expensive. Luckily, it is a preventable disease. In Florida, pets are in danger of getting heartworm disease year-round.

A veterinarian can do a quick and simple blood test to determine if a pet is developing the disease. As long as the test is clear, the pet should start on a heartworm preventative.



# **“Beware of the Heartworm” Skit**

Choose a person to play each of the following parts: Pet Parent, Veterinarian, Vet Assistant, Mosquito, Dog, and Family.

## **Part 1 - “The Healthy Dog”**

Pet Parent: I just adopted a dog and want to be sure he is healthy. I’m going to take him to the vet!

Veterinarian: I’m the vet! One thing we’re going to check Fido for is a disease called heartworm disease. It is a disease that is transmitted through mosquitoes. Mosquitoes are very common in Florida, so you must protect your dog. Otherwise he could get very sick! Let’s take him over to the vet assistant who will check him out.

Vet Assistant: I’m the vet assistant. The way we check for heartworm disease is by taking a sample of blood from Fido and running a simple test. We will have the results in only a few minutes... The results are negative! Fido does not have heartworm disease. We had better get him on a preventative right away.

## **Part 2 - “The Unhealthy Dog”**

Mosquito: I am a mosquito and I’m hungry for a nice fuzzy dog! Here poochie, poochie...Oh look! I’ve found a yummy dog – I think I’ll chomp on him! Wow, this dog has some extra treats in his blood, little baby worms called microfilariae. After two or three weeks...the baby worms have developed inside me into infective larvae. Cool! I’m hungry again...time to find another dog for dinner. While I’m feeding on his blood, I’ll dump some of these infected worms into his skin, that’ll take a load off. Good bye, doggie...

Dog: Good bye, doggie? You have made me sick! These larvae are migrating through my tissues and into my heart. I’m not feeling well at all...I’m feeling tired and I’m starting to cough all the time and I don’t feel much like eating. A few months have gone by and the worms inside my heart are up to 14 inches long!. I wish my family would have taken me to the vet so this wouldn’t have happened. Here comes my family now...

Family: We’re Fido’s family and we haven’t been very responsible. It may be too late-our dog is very sick. We better take him to the vet!

Veterinarian: I’m the vet and I suspect your dog has heartworm disease. I’ll take a blood sample to test for the disease. In a few minutes my assistant will have the results. (A few minutes later...) The results are positive-your dog has heartworm disease. Since you waited so long your dog has severe damage to his heart and lungs. They cannot be repaired. We wish you would have come in earlier because if it had been caught earlier, we may have been able to treat the dog. The treatment is risky, though. This is why I urge pet lovers to have their pets on heartworm prevention. You could be saving your pet’s life!

# Is Your Pet A “Good Citizen”?

Most communities have laws concerning pets. These laws are meant to maintain the health and safety of the people and animals in the community. As a troop, take turns reading the important information below and discuss the answers to the questions. The laws listed below are similar to those commonly found in communities throughout the U.S. They all apply in Broward County, Florida.

## Leash law

Dogs are not allowed to run loose off their owner's property. They must be kept indoors or in a fenced yard. If they are off of their owner's property, they must be on a leash or in a carrier.

Imagine if people were allowed to let their dogs run loose. Would it present a danger to people? In what way(s)? Would it present a danger to other animals? There is no leash law for cats. Do you think there should be? Why or why not?



## “Pooper Scooper” law

People must immediately clean up their pet's waste if their pet defecates (goes to the bathroom) on someone else's property.

Why is it important for people to clean up after their pets? What if no one ever did?

## Rabies Vaccination Requirement

All dogs and cats that are four months and older must be vaccinated against rabies. Rabies is a serious disease that is contagious between animals and humans. It is extremely rare for a person to catch rabies from a dog or a cat, though, largely because rabies vaccines are required for dogs and cats throughout the U.S. and this has kept the disease under control.

How has dogs and cats being vaccinated for rabies helped humans?



## “License Law”

All dogs and cats that are four months and older must wear a license on their collar. The license is issued through the county where the pet lives. A license is also called a ‘tag’. The license is used to help identify a pet if he becomes lost or stolen. It is also used to keep track of which pets have received the required rabies vaccine. Also, counties use licensing to keep statistics on owned pets. Owners often must renew their licenses yearly.

## “Nuisance law”

Pet owners must not allow their pets to bother or be a nuisance to other people. For example, it would be considered a nuisance for a person to allow their dog to bark all night, every night, in the yard. And, it would be a nuisance for a person to allow their cat to dig up plants in a neighbor's garden each day.

Do dogs and cats always know how we want them to behave? Whose responsibility is it to make sure that pets do not bother others?





# IS YOUR DOG A GOOD CITIZEN?

DOES HE  
HAVE A  
CURRENT  
LICENSE  
AND I.D. TAG?  
DOES HE  
WEAR THEM?





IS HE KEPT IN  
A HOUSE OR YARD,  
OR ON A LEASH?  
LOOSE DOGS  
CAUSE PROBLEMS  
AND AREN'T  
SAFE.




HAS HE BEEN  
TAUGHT NOT TO  
MAKE EXCESSIVE  
NOISE, LIKE  
BARKING WHEN  
LEFT ALONE?

DO YOU PICK  
UP AFTER  
HIM WHEN  
HE GOES  
TO THE  
BATHROOM?



IS HE KEPT CLEAN AND HEALTHY?




HAS HE BEEN  
TAUGHT TO  
COME, SIT,  
STAY,  
LIE DOWN,  
AND HEEL?

Humane Society of Broward County  
2070 Griffin Road, Fort Lauderdale, FL 33312 ♥ (954) 989-3977




## Why Our Pets Depend On Us

Dogs and cats depend on humans in order to survive. Thousands of years ago, dogs and cats were wild animals. They had the instincts to hunt, find shelter and to fend for themselves against the dangers that they faced in the wild. But then humans realized how wonderful these creatures were and decided that they wanted to keep them around and take care of them. They gave the dogs and cats food, water, and shelter, and protected them from harm. After thousands of years of being cared by humans, dogs and cats forgot how to do these things for themselves! They are no longer wild animals. They are now what we call domesticated animals. That means that they depend on us to provide them with food, water, shelter, medical care, and grooming, and they need us to protect them from harm.



Domesticated

vs.



Wild

Dogs and cats that are forced to live on the streets live very short, sad lives. Since they have no one to feed them, they have no choice but to eat rotten food from garbage cans, which can make them very sick. Since they have no one to give them clean water, they are forced to drink dirty water from puddles on the street. Many of these animals die from starvation. While on the streets without humans to care for them, many dogs and cats get hit by cars or are attacked by other animals. Many of them will suffer from injuries and disease. Sometimes, cruel people will intentionally hurt animals they see roaming the streets. For this reason, it is very important that people do not abandon their pets on the street or anywhere else. Abandoning a dog or cat is such a bad idea that it is in fact against the law. Instead, people should call the Humane Society to assist them with finding their pet a new home.



**As a troop, design a poster to educate people about the dangers of abandoning pets. Bring it to the Humane Society when you visit for your tour and we will hang it on our wall!**



## Dog Talk Answer Key (Activity #1)

1. I'm angry, so back away. My hair is standing up, my tail is up and my teeth are showing. I might be growling. Leave me alone!
2. I'm scared! My eyes are half-closed, my ears are back and my tail is between my legs. I might even crouch down on the floor and roll onto my back. I'm afraid, so please give me my space.
3. I'm a happy dog! My ears are up and my body is relaxed. My tail is up. I'm approachable!
4. Let's play! My rear end is up in the air and my tail is up and wagging. My paws are on the ground as if I'm bowing to you. My ears are forward and my face looks happy. Come on! Let's play!
5. I'm lonely! I'm all by myself and I want some company so I'm howling like a wolf to try and attract my family to come to me. If I am your dog, please spend more time with me!
6. Dog #1 – I am an angry dog! My hair is standing up, my tail is up and my teeth are showing. I might be growling. I am showing Dog #2 that I am the boss!  
Dog #2 - I am REALLY scared! My ears are pinned back, my eyes are closed and my tail is between my legs. I am crouching down to show Dog #1 the HE IS the boss of me!




**Humane Society  
of Broward County**

## **Wish List**



**Humane Society  
of Broward County**

## **Wish List**



The Humane Society of Broward County is a non-profit organization that relies on donations to care for the thousands of animals we receive each year.

The Humane Society of Broward County is a non-profit organization that relies on donations to care for the thousands of animals we receive each year.

### ♥ **Monetary Donations.**

### ♥ **Bath Towels & Wash Cloths.**

### ♥ **Dog & Cat Treats.**

♥ **Toys** - BIG rubber chew toys for dogs, ping pong balls for cats, and plastic cat toys with bells inside for bunnies.

♥ **Office Supplies** – copy paper, staples, scissors, craft supplies, etc.

♥ **Cleaning Supplies** - paper towels, dishwasher soap, laundry detergent, powdered bleach, disinfecting wipes.

♥ **Clinic Supplies** - rubbing alcohol, KMR - kitten milk replacer, Esbilac - puppy milk replacer, canned puppy & kitten food, hand sanitizer.

Nestle Purina generously donates food for the pets in our care, therefore, **we have all the dry food we need.**

🐾 **Thank you for your support!** 🐾



**Humane Society of Broward County**  
2070 Griffin Road, Fort Lauderdale, FL 33312  
954.989.3977 ♦ humanebroward.com

### ♥ **Monetary Donations.**

### ♥ **Bath Towels & Wash Cloths.**

### ♥ **Dog & Cat Treats.**

♥ **Toys** - BIG rubber chew toys for dogs, ping pong balls for cats, and plastic cat toys with bells inside for bunnies.

♥ **Office Supplies** – copy paper, staples, scissors, craft supplies, etc.

♥ **Cleaning Supplies** - paper towels, dishwasher soap, laundry detergent, powdered bleach, disinfecting wipes.

♥ **Clinic Supplies** - rubbing alcohol, KMR - kitten milk replacer, Esbilac - puppy milk replacer, canned puppy & kitten food, hand sanitizer.

Nestle Purina generously donates food for the pets in our care, therefore, **we have all the dry food we need.**

🐾 **Thank you for your support!** 🐾



**Humane Society of Broward County**  
2070 Griffin Road, Fort Lauderdale, FL 33312  
954.989.3977 ♦ humanebroward.com



# HUMANE SOCIETY OF BROWARD COUNTY

## 'No Bones About It' Pet Care Patch Program Evaluation Form

### Junior Level

Troop Number: \_\_\_\_\_ Troop Leader's Name: \_\_\_\_\_

Girl Scout's Name (if done as an individual): \_\_\_\_\_

1. Which 6 activities did you / your troop complete?

1.

4.

2.

5.

3.

6.

2. What was your favorite activity and why? \_\_\_\_\_

\_\_\_\_\_

3. Name at least one thing you learned from the Patch Program that you didn't know before:

\_\_\_\_\_

\_\_\_\_\_

**This form must be completed and turned in at the beginning of the tour in order for the troop to receive their patches. Thanks!**

# Order Your 'NO BONES ABOUT IT' Patches Today!

(for out-of-town troops)



Troop Level and Number: \_\_\_\_\_

Troop Leader's Name: \_\_\_\_\_ Phone: \_\_\_\_\_

Number of Girls in Troop: \_\_\_\_\_  
(Include \$4.00 per girl)

**Please add \$3 to the total for shipping!**

Mail patches to:

Name: \_\_\_\_\_

Address: \_\_\_\_\_ City, State & Zip: \_\_\_\_\_

Please make your check payable to:

Humane Society of Broward County  
c/o Education Department  
2070 Griffin Road  
Fort Lauderdale, FL 33312

***Your evaluation form must be included with your order***